

WE WANT YOUR SELFIE PORTRAIT!


The yearbook staff wants to include every student. If you did not take your portrait with the school photographer, we need your help!

STEP ONE: Take a portrait at home



YES!

- Use even, natural lighting.
- Take photograph on a clean background.
- Include student's full head and shoulders.
- Avoid props and filters.
- Adhere to school dress code guidelines.
- Submit a high resolution color photo.
- Save as jpeg.



NO!

- Don't crop too closely around face.
- Don't shoot the whole body: think portrait!
- Don't include other people in the photo.
- Avoid shadows, subject looking down, distracting backgrounds.

STEP TWO: Find your school site in HJeShare

On your computer, go to www.hjeshare.com.

Or, download the free mobile app **HJeShare** from Google Play or the App Store.

THEN USE OUR SCHOOL CODE: **dbhs**



▶ [Right] Web based app:

Fill in info, click upload portrait, follow prompts.

▶ [Far right] Mobile app:


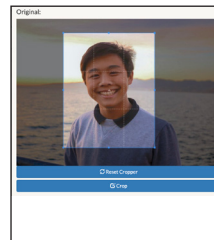
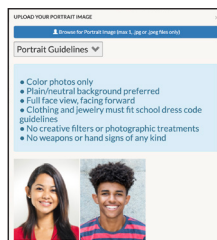
Fill in info, click upload portrait, follow prompts.

STEP THREE: Choose your photo, crop, upload

- Note the portrait guidelines as chosen by your school.
- Select portrait photo, crop, leaving space above the head and including the shoulders.
- Fill in student's name, teacher (if applicable) and grade.
- Confirm and upload.

PLEASE COMPLETE THESE STEPS BY:

1/25/2021



Or watch this video: <https://herffjones.wistia.com/medias/qaz0mrpb43>